

**boxlite**<sup>®</sup>  
p a c k a g i n g

**MAIN**



**PRODUCTS**

[info@boxlitepackaging.com](mailto:info@boxlitepackaging.com)  
[www.boxlitepackaging.com](http://www.boxlitepackaging.com)



**boxlife**<sup>®</sup>  
p a c k a g i n g

# Mag-box 0812

## Technical Data

Size ..... 800 x 1200 mm

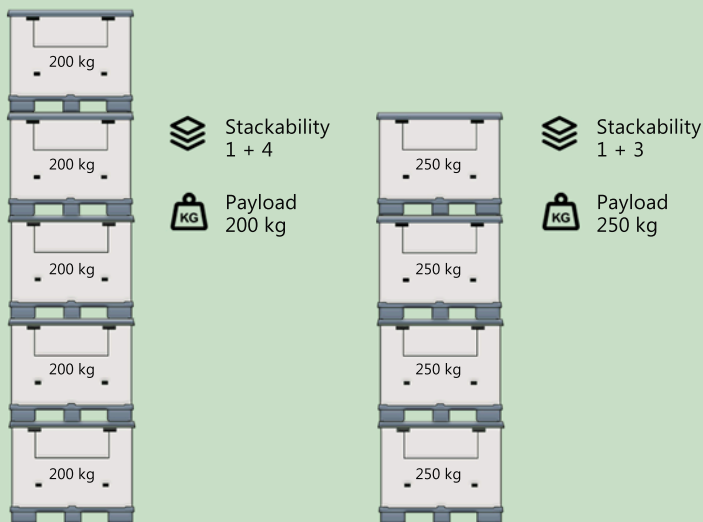
Height ..... Up to 920 mm (with M-folding)  
Up to 1300 mm (with Z-folding)  
Up to 1750 mm (without sandwich package)

Empty containers height ..... 225 mm

Folding system ..... Sandwich technique



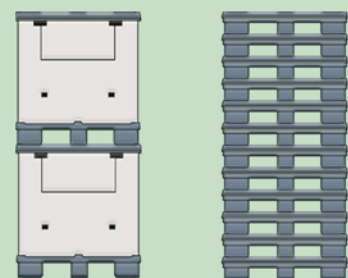
### Loads\*



\*The loading capacity can be variable depending on the specific loading conditions.

### Logistic & Transport

Example for Mag-box 800 x 1200 x 1250 mm



1 + 1

1 + 11

Return rate ..... 1 : 6


Volume reduction ..... >80%

	Material	Production Technology	Features
Lid 	PP	Injection moulding	2 Handles 4 Snap-in locks (for sleeve)
Sleeve 	PP	Extrusion	M-Folding / Z-Folding Flap door Label holder A5 Logo
Pallet 	PP	Injection moulding	9 Feet Closed Deck Pallet 4-sides accessible 4 Snap-in locks (for Sleeve)

### Average return rate



➔ 6 trucks (13,6 x 2,4 x 2,7 m) of full containers



➔ 1 full truck (13,6 x 2,4 x 2,7 m) of empty containers

# Mag-box 1012

## Technical Data

Size ..... 1000 x 1200 mm

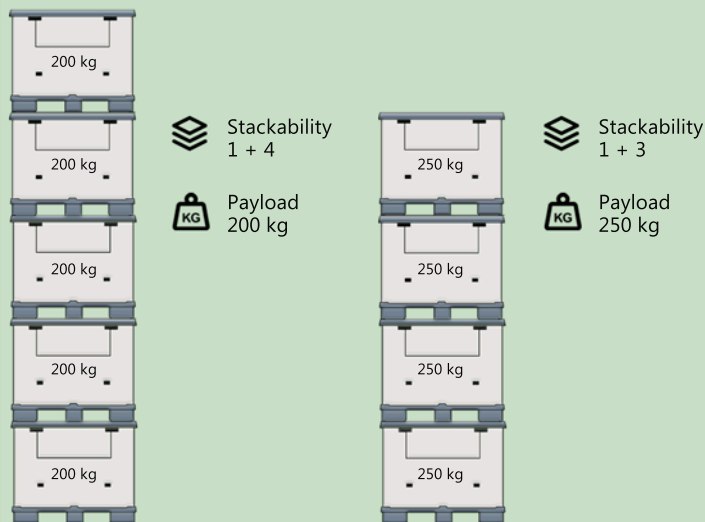
Height ..... Up to 1100 mm (with M-folding)  
Up to 1300 mm (with Z-folding)  
Up to 1750 mm (without sandwich package)

Empty containers height ..... 225 mm

Folding system ..... Sandwich technique



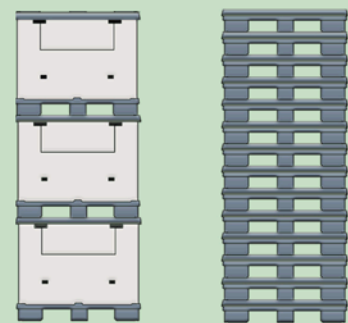
### Loads\*



\*The loading capacity can be variable depending on the specific loading conditions.

### Logistic & Transport

Example for Mag-box 1000 x 1200 x 990 mm



Return rate ..... 1 : 4,3


Volume reduction ..... 77%

	Material	Production Technology	Features
<b>Lid</b> 	PP	Injection moulding	2 Handles 4 Snap-in locks (for sleeve)
<b>Sleeve</b> 	PP	Extrusion	M-Folding / Z-Folding Flap door Label holder A5 Logo
<b>Pallet</b> 	PP	Injection moulding	9 Feet Closed Deck Pallet 4-sides accessible 4 Snap-in locks (for Sleeve)

### Average return rate



➔ 1 full truck (13,6 x 2,4 x 2,7 m)  
= 52 full containers



➔ 1 full truck (13,6 x 2,4 x 2,7 m)  
= 260 empty containers


# Mag-box accessories



Plastic skids  
(click - assembling)



Locking system



Company logo  
print on the  
sleeve





Textile handles  
on the lid




A5 document  
holder on the  
sleeve

# M-RANGE PALLETS



CLOSED DECK



PLASTIC SKIDS ON DEMAND

CODE	SIZE	WEIGHT	MATERIAL	PCS PER FULL TRUCK	STATIC LOAD	DINAMIC LOAD
M 0800	800 X 1200 mm	13,4 kg	Recycled PP	561	4000 Kg	2000 kg
M 1000	1000 X 1200 mm	14,8 kg	Recycled PP	442	4000 Kg	2000 kg

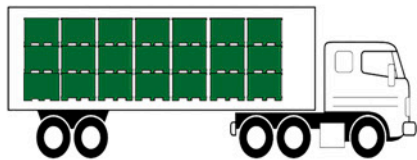
# Lite box range

## Technical Data

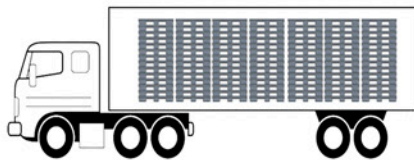
Size .....	400 x 600 mm 600 x 800 mm 600 x 1200 mm 800 x 1200 mm 900 x 1200 mm 1000 x 1200 mm 1200 x 1200 mm
Height .....	Up to 1750 mm
Empty containers height .....	225 mm
Folding system .....	Sandwich technique



### Average return rate



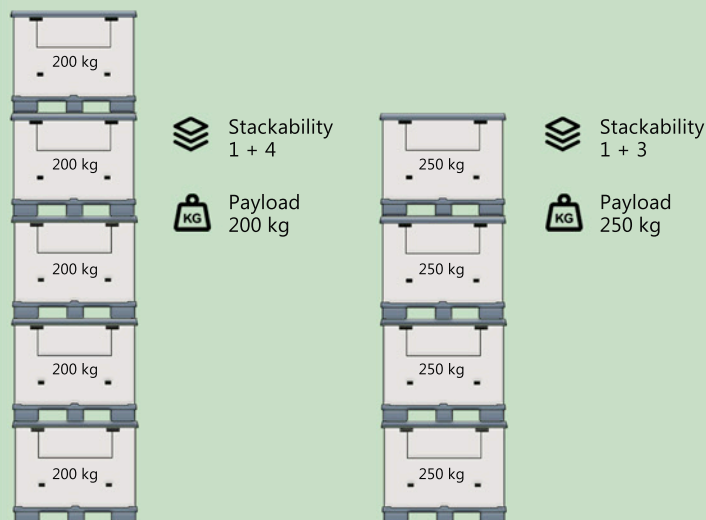
➔ 6 trucks (13,6 x 2,4 x 2,7 m) of full containers



➔ 1 full truck (13,6 x 2,4 x 2,7 m) of empty containers

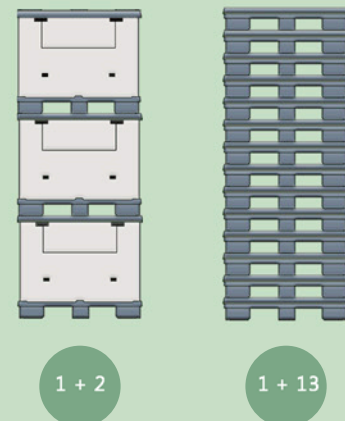


## Loads \*



## Logistic & Transport

Example for Lite box 1000 x 1200 x 990 mm




Return rate ..... 1 : 4,3

Volume reduction ..... 77%

\*The loading capacity can be variable depending on the specific loading conditions.



# Lite box accessories



Plastic skids  
(click - assembling)



Locking system  
on pallet and lid



Company logo  
print on the  
sleeve





Textile handles  
on the lid



A5 document  
holder on the  
sleeve

# L-RANGE PALLETS



OPEN DECK




PLASTIC SKIDS ON DEMAND

CODE	SIZE	WEIGHT	MATERIAL	PCS PER FULL TRUCK	STATIC LOAD	DINAMIC LOAD
L 0400	400 X 600 mm	1,1 kg	Recycled PP	11.088	150 Kg	75 kg
L 0600	600X800 mm	3,9 kg	Recycled PP	4.092	500 Kg	250 kg
L 0610	600 X 1200 mm	9 kg	Recycled PP	1.496	3.000 Kg	1.500 kg
L 0800	800 X 1200 mm	12 kg	Recycled PP	1.122	4000 Kg	2000 kg
L 1000	1000 X 1200 mm	14,2 kg	Recycled PP	884	4000 Kg	2000 kg
L 1200	1200 X 1200 mm	16 kg	Recycled PP	748	4000 Kg	2000 kg

# XXL SPECIAL BOXES



METAL SKIDS  
ON DEMAND



CUSTOM-MADE  
INTERNAL PARTITIONS

Boxlite Packaging is specialized in design, prototyping and production of out-of-standard sleeve boxes.

Some of the main models are:

- Lite box 1600x1200x750 mm
- Lite box 600x1200x1800 mm
- Lite box 1200x2400x1200 mm
- Mag-box 800x2400x1200 mm
- Mag-box 1200x1750x1030 mm
- Mag-box 1000x1600x800 mm

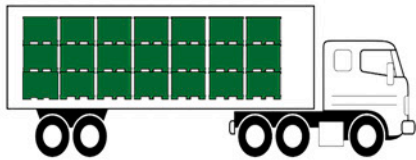
# Neo box 0810

## Technical Data

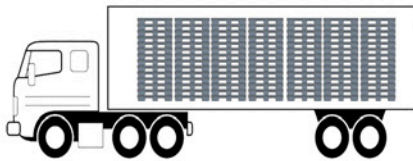
Size ..... 800 x 1000 mm  
 Height ..... Up to 1750 mm  
 Empty containers height ..... 225 mm  
 Folding system ..... Sandwich technique



### Average return rate

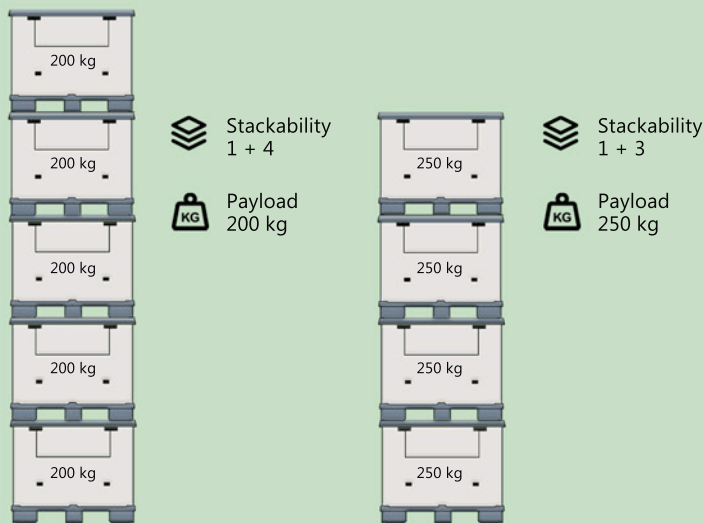


→ 4 trucks (13,6 x 2,4 x 2,7 m) of full containers



← 1 full truck (13,6 x 2,4 x 2,7 m) of empty containers

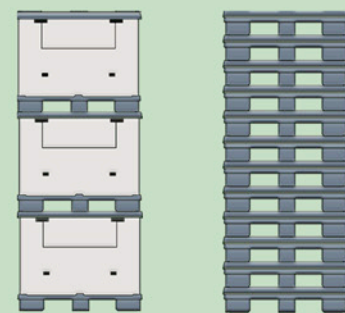
## Loads \*



\*The loading capacity can be variable depending on the specific loading conditions.

## Logistic & Transport

Example for Neo box 800 x 1000 x 930 mm




1 + 2

1 + 11

Return rate ..... 1 : 4

Volume reduction ..... 76%

# Neo-box accessories



Metal skids  
on demand



Locking system



Company logo  
print on the  
sleeve




Textile handles  
on the lid



A5 document  
holder on the  
sleeve

# GO PALLETS

Lightweight pallets for deliveries and storage



REGISTERED  
GEOMETRY



FOOD-APPROVED VERSION  
ON DEMAND

CODE	SIZE	WEIGHT	MATERIAL	PCS PER FULL TRUCK	STATIC LOAD	DINAMIC LOAD
GR 0800	800 X 1200 mm	6,7 kg	Recycled PP	1.815	1500 Kg	750 kg
GR 1000	1000 X 1200 mm	8,4 kg	Recycled PP	1.430	1500 Kg	750 kg



# boxlite®

packaging

Production site:  
Via Baraccone 16,  
24050 Mornico al Serio (BG)  
T: 035 951163

[info@boxlitepackaging.com](mailto:info@boxlitepackaging.com)  
[www.boxlitepackaging.com](http://www.boxlitepackaging.com)

